

COLUMN LOUDSPEAKERS

COM Weatherproof Column Loudspeakers

COM aluminium body outdoor column loudspeakers

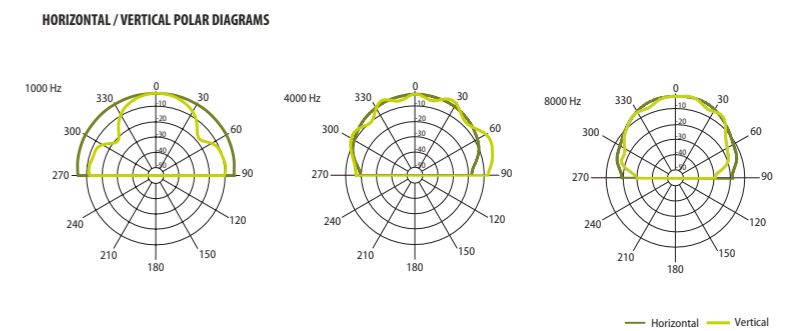
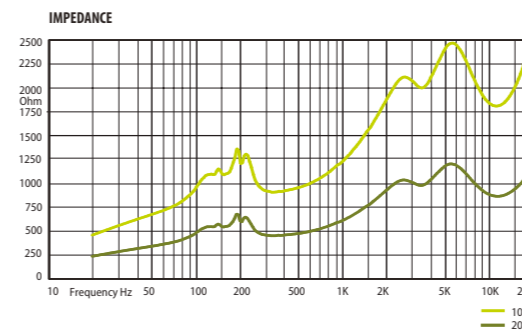
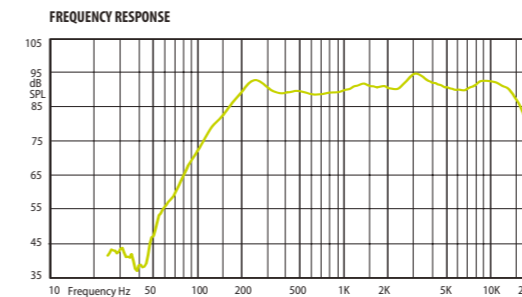
COM 420 & COM 440

Wide frequency response and high sensitivity loudspeakers are used for speech and background music reproduction in large areas. Typical application: railway stations, subways, churches, factory buildings, warehouses and outdoor parking areas. Mainly designed for use in outdoor areas. **COM 420** has built-in two 4" (101.2 mm) full range speakers and one 1,5" (38,1 mm) tweeter, **COM 440** uses four 4" (101.2 mm) full range speakers and one 1,5" (38,1 mm) tweeter.



Technical Specifications	COM 420	COM440
Rated power	20 W	40 W
Transformer power taps	20 W - 10 W	40 W - 20 W
Sensitivity	91 dB (1 W/1 m)	92 dB (1 W/1 m)
Maximum SPL	108 dB (Pmax/1 m) at 2900 Hz	110 dB (Pmax/1 m) at 8414
Frequency response	120 Hz – 20 kHz	120 Hz – 20 kHz
Dispersion at 1000 Hz	180° (H), 60° (V)	180° (H), 140° (V)
Protection	IP 66	IP 66
Dimensions	425 mm × 150 mm x 125 mm	655 mm × 150 mm x 125 mm
Driver dimensions	2 x 4" (101,2 mm) woofer, 1,5" (38,1 mm) tweeter	4 x 4" (76,2 mm) woofer, 1,5" (38,1 mm) tweeter
Weight	3,9 kg	5,9 kg
Material	Aluminum	Aluminum
Colour	White (RAL 9016)	White (RAL 9016)

COM 420



COM 440

