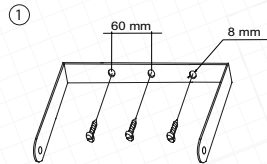
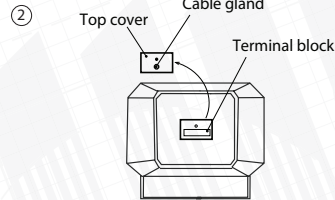


MH 50 horn loudspeakers

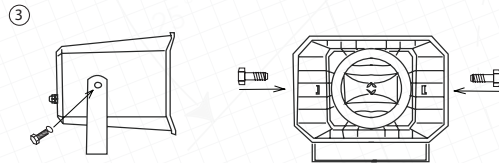


Fix mounting brackets on solid surface



Remove top cover, insert the cable in to the cable gland and connect the cable to terminal block. (Select desired power from table)

COLOR	MH 50
Black	COM
Red	50 W
Yellow	25 W
White	12.5 W
Green	8 Ω



Mount speaker with screws to brackets. Position the speaker to the desired angle then tighten the fixings to secure in place.

Please pay attention: Mount the loudspeaker on the reliable base only.