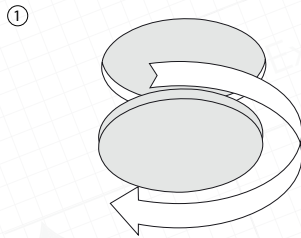
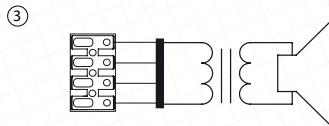


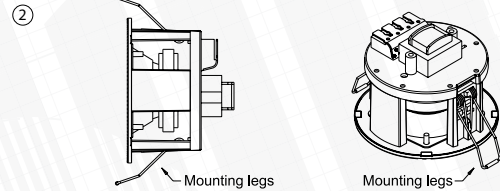
# PCR 2T plastic ceiling loudspeaker



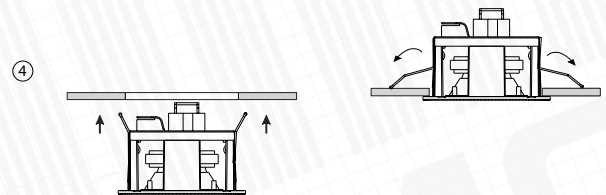
Cut out Ø 95 mm hole for PCR 2T.



Connect speaker to signal line using quick connection terminal.  
(Select required transformer power tap)



Lift speaker mounting legs.



Carefully push speaker into cut hole.

**Please pay attention:** Mount the loudspeaker on the reliable base only.