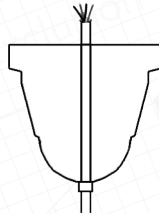


SL 30 spherical loudspeaker

Package contains:

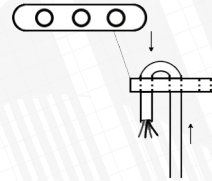
Dome	1 pcs.
Spring hook	1 pcs.
Cable clip	1 pcs.
Clamp for the wire rope	1 pcs.
Eye bolt	1 pcs.

①



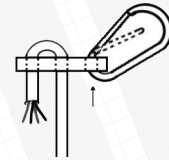
Put on the plastic cap on the wire.

②



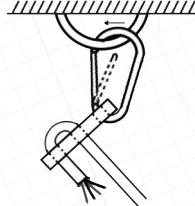
Mount cable clip on the wire.

③



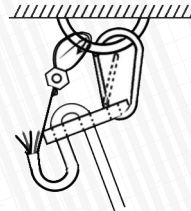
Place the spring hook in the hole of cable clip.

④



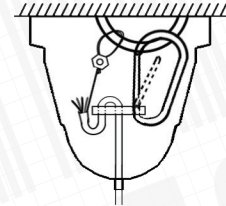
Mount the eye bolt in the ceilings and fix spring hook on it.

⑤



Make the loop in the end of the wire rope and fix the clamp.

⑥



Lift the dome to hide the mounting hardware. Gently tighten up the screw in a dome to prevent slip.

Please pay attention: the original eye bolt is suitable for mounting on the wood only. If loudspeakers are mounted on the other base, it is required to replace the eye bolt to corresponding. Mount loudspeaker on the reliable base only.