



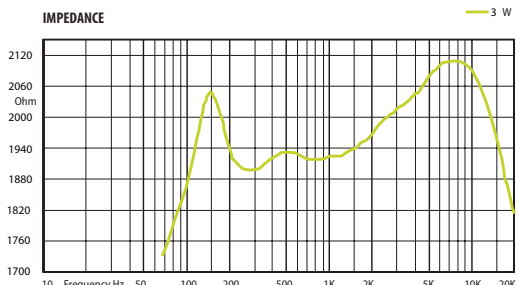
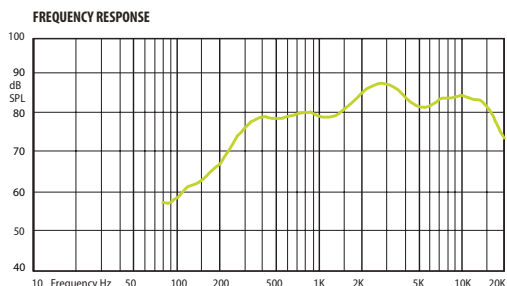
CABINET LOUDSPEAKERS

W Wall Mount Loudspeakers

W series wall mount loudspeakers.

W3 & W10

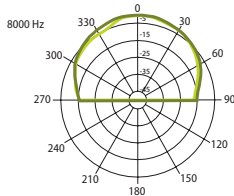
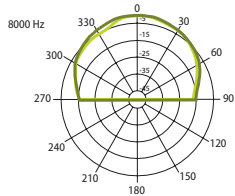
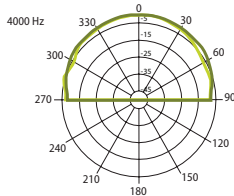
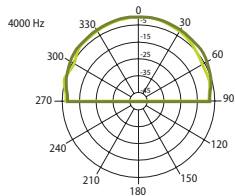
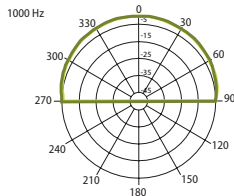
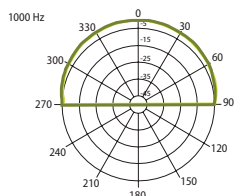
These loudspeakers are designed for use in public address and background music situations, where cost is a consideration. Small size high quality plastic cabinets with a 4" speaker and transformer inside. Good for use in hotel bathrooms, service rooms, parking areas and corridors.



W3

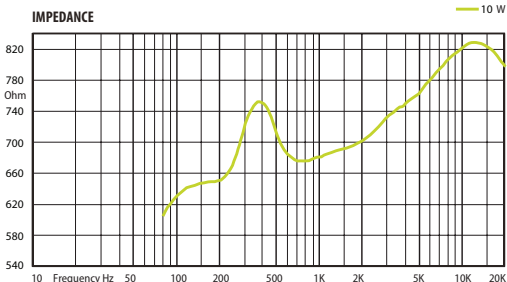
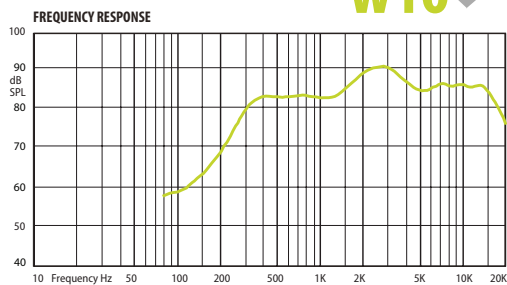
HORIZONTAL / VERTICAL POLAR DIAGRAMS

HORIZONTAL / VERTICAL POLAR DIAGRAMS



— Horizontal — Vertical

W10



Technical Specifications	W3	W10
Rated power	3 W	10 W
Transformer power taps	3 W - 1,5 W - 0,75 W	10 W - 5 W - 2,5 W
Sensitivity	84 dB (1 W/1 m)	87 dB (1 W/1 m)
Maximum SPL	93 dB (Pmax/1 m) at 1860 Hz	101 dB (Pmax/1 m) at 1815 Hz
Frequency response	200 Hz – 15 kHz	200 Hz – 15 kHz
Dispersion at 1000 Hz	180° (H), 180° (V)	180° (H), 180° (V)
Driver dimensions	4" (101 mm)	4" (101 mm)
Dimensions	185 mm x 190 mm x 90 mm	185 mm x 190 mm x 90 mm
Weight	0,6 kg	0,7 kg
Material	ABS plastic	ABS plastic
Colour	White (RAL 9016)	White (RAL 9016)

