

Highlights:

- S-box™ modular multifunctional enclosure
- Up to 300 meters over standard UTP CAT5E (or better)
- Up to 600 meters with additional power supplies
- Two channel audio transmission (line & microphone)
- High quality audio reproduction

Product information:

The APG20 is an audio receiver gateway converting databus transmitted audio signals to standard line and microphone level signals. The audio output of the APG20 can be fed to regular inputs on audio amplifiers, pre-amplifiers, mixers or many more. In combination with the matching input modules (WLI and WMI) it offers a solution for two channel audio transmission (line & microphone) covering distances up to 300 meters over standard UTP CAT5E (or better) cabling. Distances up to 600 meters can be achieved when applying additional power supplies. Due to the differential bus input with increased voltage levels, the received signals are insensitive for noise, interference and attenuation over the long transmission distance. This offers the appropriate solution for high quality audio transmissions in long distance applications while maintaining high quality audio reproduction. The bus input carrying both audio channels, an RS-485 data channel and 24 Volts distribution to the transmitter end is implemented using an RJ45 connector. The audio outputs are performed using dual RCA (line) and female XLR (microphone) connections. The XLR output is accompanied with a switch allowing selection between a -40 dB and 0 dB output level. The signals carried on the RS-485 pair of the databus are linked to an RJ45 output connection, allowing daisy chaining to the controlled equipment. A variety of optionally available mounting brackets for the AUDAC S-Box product range are allowing desk, closet or 19" equipment rack installation.

Applications:

- Education
- Corporate
- Residential



System specifications:

Inputs	Type		Audio / RS-485 / 24V DC Bus
	Connector		RJ45
Outputs	Microphone	Type	1 x Microphone outputs (Level switchable 0 dB ~ -40 dB)
		Connector	XLR male
	Line	Type	1 x Line output
		Connector	Dual RCA
	Data link	Type	1 x RS-485 data link outputs
		Connector	RJ45
Power	Consumption		0.8 W (PSD241 included)
	Supply		24V DC (PSD241 switching Power supply included 100 ~ 240V AC / 47 ~ 63 Hz)
Max. cable length	Without external PSU		300 m
	With external PSU		600 m
Connection standard			TIA/EIA T568B
Cabling			UTP CAT5E (or better)

Product Features:

Dimensions		108 x 44 x 165 mm (W x H x D)
Weight		0.760 kg
Colours		Black
Construction		Aluminum
Accessories	Included	PSD241 - Power supply 24V / 1.67 A (Efficiency Level V)
	Optional	ARJ03P junction box
		PSD24x external Power supply
		MBS1xx Wall mounting brackets
		WLI18 Wall line input unit
		WMI18 Wall microphone input unit
		WP2xx Universal wall panel

Variants:


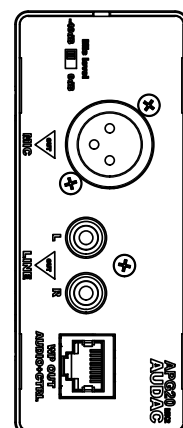

- APG20MK2 - MK2 version

Shipping & Ordering:

Packaging	Cardboard box
Shipping weight & volume	1.08 kg - 0.0078 Cbm

Architects' and Engineers' Specifications:

The device shall be an audio receiver gateway converting databus carried audio signals to standard line & microphone level signals. It shall offer a solution for transmitting two channel audio signals over long distances up to 300 meters using standard UTP CAT5E cabling when used in combination with matching input modules. The audio transfer between transmitting and receiving side shall be differential with increased voltage levels making the signals insensitive for noise, interference and attenuation over long transmission distances. The databus shall carry two independent audio signals with an RS-485 data pair and 24 volts to the transmitting end. The input connection shall be implemented using an RJ45 type connector while the audio outputs are performed using dual female RCA and female XLR connectors. A switch located besides the XLR output shall allow selection between -40 dB and 0 dB signal levels. The audio receiver gateway shall be powered by an external switching power supply which operates on a 100 ~ 240 V AC / 50 ~ 60 Hz mains network. The enclosure shall be an S-Box™ modular aluminum enclosure with dimensions 10 x 44 x 165 mm which can be easily mounted and hidden using an optional mounting brackets and the weight shall not exceed 0.76 Kg.



Product description: WLI / WMI GATEWAY	
Outer dimensions: (w x h x d) 107,6 x 43,9 x 165	Unit height: 1 HE