

## Highlights:

---

- High quality 15 mm plywood
- Compact design
- 2 x Speakon compatible connector in recessed connector dish (linkthrough)
- Flat & wide frequency range
- 10" high-performance woofer

## Product information:


---

The BASO cabinets are universally usable passive bass cabinets. Their bass reflex design is engineered to be as compact as possible while giving the maximum performance in terms of sound quality and pressure. Their enclosures are crafted out of sturdy high-quality plywood while their elegant design enables them to be placed in any environment. The BASO10 is loaded with a 10" high-performance woofer with an RMS power rating of 225 Watt and maximum power of 450 Watt. The strength of this loudspeaker originates from a four layer wound 1.5" voice coil in combination with an over-sized ferrite type magnet which provides an unusual high force factor. In combination with the low-loss suspension, this results in a linear behaviour with high efficiency and extremely wide frequency range. These carefully selected high-grade materials in collaboration with accurate acoustical craftsmanship results in a deep and true to nature reproduction of bass. The highly-efficient design results in a sensitivity of 96 dB with capability of continuous sound pressure production up to 120 dB. The frequency response ranges from 54 Hz up to 1.2 kHz while going down to 38 Hz at -10 dB. Besides these acoustical aspects, a lot of attention has been paid to all other aspects making it as versatile as possible. The enclosure is compact designed without any sacrifice to robustness due to the 15 mm high-quality plywood material finished with structured coating. Connections are made using two SpeakON compatible connectors located in a recessed connector dish, allowing link-through to other cabinets. This also allows close placement to any wall or corner.

## Applications:

---

- Bars & Restaurants
- Museums & Themeparks
- Sporting facilities
- Retail
- Corporate
- Clubs



## Impedance:

---

$\Omega$  8 Ohm

## System specifications:

Speaker type	10" Bass reflex cabinet	
Peak power handling	900 W	
Program power handling	450 W	
RMS/AES power handling	225 W	
Impedance	8 $\Omega$	
Sensitivity (1W/1m)	96 dB	
Sound Pressure (Max. W/1m)	120 dB	
Frequency	Response ( $\pm$ 3 dB)	54 Hz - 1.2 kHz
	Range (-10 dB)	38 Hz - 2 kHz
Bass reflex tuning frequency	50 Hz	
Connectors	2 x Speakon compatible connector in recessed connector dish (linkthrough)	
Drivers	10" Ferrite with low-loss suspension and 1.5" 4-layer wounded voice coil	

## Product Features:

Dimensions	320 x 380 x 380 mm (W x H x D)	
Weight	10 kg	
Operating temperature	-20 °C ~ 60 °C	
Construction	15 mm plywood with structured coating	
Front finish	Steel grill (18 gauge)	
Mounting & handling	Rigging points	3 x M6 mounting bracket installation holes on both sides
Colours	Black (RAL9004) (BASO10/B)	
	White (RAL9003) (BASO10/W)	

## Variants:

- BASO10/B - Black version
- BASO10/W - White version

## Shipping & Ordering:

Packaging	Cardboard box
Shipping weight & volume	11.680 kg - 0.075 Cbm

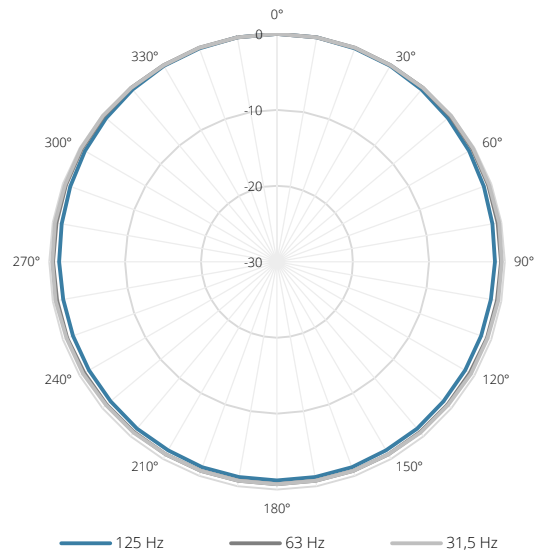
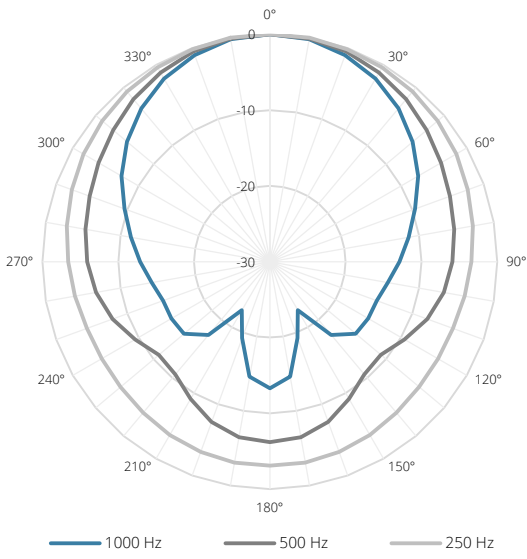
## Architects' and Engineers' Specifications:

---

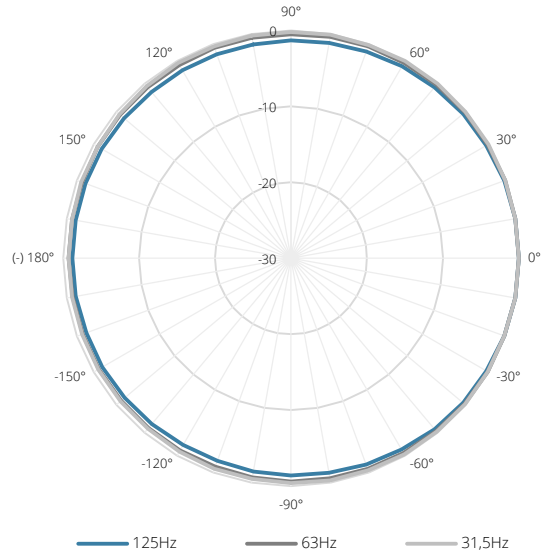
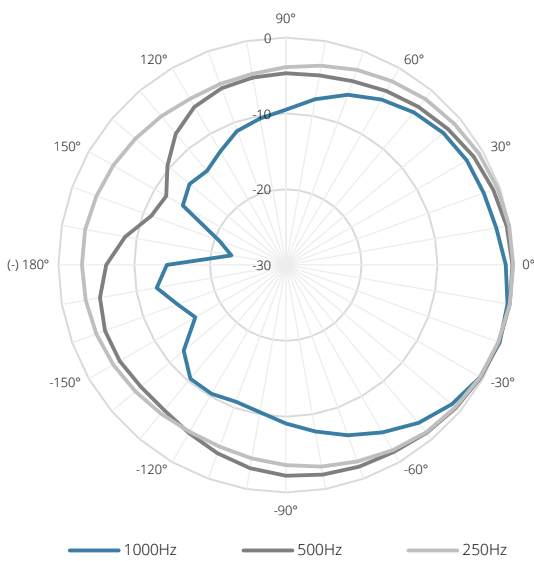
The subwoofer shall incorporate a 10" transducer with 1.5" 4-layer wounded voice coil and powerful ferrite type magnet which is loaded into a bass reflex front loaded enclosure. A low-loss suspension shall be used, precisely controlling voice coil displacements and resulting in a superior linear behaviour. The enclosure shall have a compact rectangular shape with curved front finishing and an elegant powdercoated steel grill which is lined with an acoustically transparent backing. The rear must have a trapezoidal shape while top and bottom corners are bevelled. The construction shall be made using 15 mm thick plywood finished with a structured coating which comes available in both black (RAL9004) & white (RAL9003) colour. Input connectors shall be parallel wired using speaker compatible connectors fitted in a re-cessed connector dish allowing close placement to any wall or corner. It shall have an RMS power handling of 225 Watt, a maximum power handling of 450 Watt and an impedance of 8 Ohm. The frequency response (-10 dB) shall range from 38 Hz to 2 kHz with a bass reflex tuning frequency of 50 Hz. The sensitivity shall be 96 dB when measuring with an input signal of 1 Watt at a distance of 1 meter, while the maximum continuous sound pressure level shall reach 120 dB. The system's enclosure shall be 380 mm high, 320 mm wide and 380 mm deep and the weight shall not exceed 10 Kg.

# Acoustical data graphs:

## Horizontal Polars:



## Vertical Polars:



## Sensitivity:

