

## Highlights:

- Secure Safelatch™ system
- Excellent off-axis performance (up to 155°)
- Unique TwistFix™ grill design
- Borderless grill design
- Rotary switch for 6W, 12W, 24W and an 8 Ohm tapings
- Terminal block connection
- Shallow built-in depth (122 mm)
- Multi-tapping 70V / 100V line transformer

## Product information:

The CALI424 is a 2-way ceiling speaker with rear dome, constructed using a 4" cone driver, combined with an coaxially mounted 1" soft dome tweeter which is fitted with a phase plug for excellent off axis performance up to 155°.

The 2-way construction combination with metal rear-dome guarantees premium performance for demanding applications. A continuous power handling of 30 Watt (RMS) and maximum power handling of 60 watt is achieved, while fitted with a rotary switch for tapping of the 70/100V line transformer with tapings for 24W, 12W, 6W and an 8 Ohm bypass connection.

## Applications:


- Corporate
- Retail
- Bars & Restaurants



## Impedance:

$\Omega$  8 Ohm

## Voltage:

 70-100 Volt

## System specifications:

Peak power handling		120 W
Program power handling		60 W
RMS/AES power handling		30 W
Sound Pressure (Max. W/1m)	@ 100 V	(CALI424) 101 dB
		(CALI424I) 101 dB
	@ 8 $\Omega$	(CALI424I) 102 dB
Sensitivity (1W/1m)		(CALI424) 84 dB
		(CALI424I) 87 dB
Dispersion	Conical	155°
Frequency	Response ( $\pm$ 3 dB)	(CALI424) 105 Hz - 20 kHz
		(CALI424I) 93 Hz - 20 kHz
	Range (-10 dB)	70 Hz - 20 kHz
Speaker type		2-way coaxial
Connection		Ceramic screw terminal with link through (CALI424)
		Pluggable terminal block connector with link-through (CALI424I)
Line Transformer Tappings	1	208 $\Omega$ - 100 V / Not used - 70 V / 24 W
	2	417 $\Omega$ - 100 V / 24 W - 70 V / 12 W
	3	833 $\Omega$ - 100 V / 12 W - 70 V / 6 W
	4	1667 $\Omega$ - 100 V / 6 W - 70 V / 3 W

## Product Features:

---

Cut-out measurement	170 mm (Ø)
Dimensions	(CALI424) 192 x 110 mm (Ø x D) (CALI424I) 192 x 138 mm (Ø x D)
Built-in depth	(CALI424) 110 mm (CALI424I) 122 mm
Operating temperature	-20 °C ~ 60 °C
Weight	2.26 kg
Construction	ABS and powder coated steel
Mounting	SafeLatch™ mounting system

## Variants:

---

- CALI424I/W - White version (RAL9016)

## Architects' and Engineers' Specifications:

---

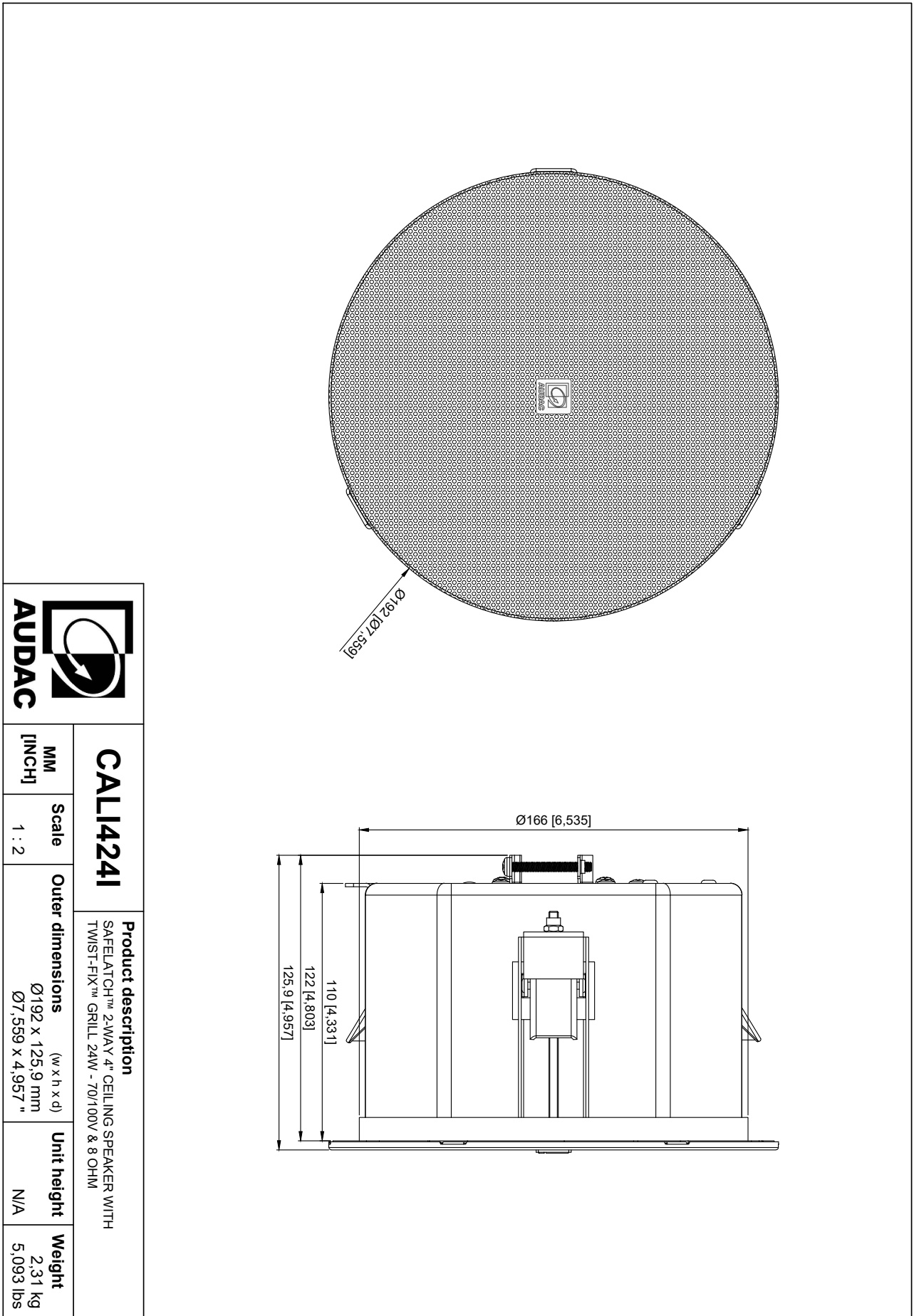
The ceiling mount loudspeaker shall be a 2-way coaxial type equipped with a 4" low frequency driver and a 1" tweeter installed in a sealed enclosure and fitted with a line transformer allowing it to be used on both low impedance (8 Ohm) and 100 Volt distributed lines.


It shall have an RMS power handling of 30 Watt with a maximum power handling of 60 Watt and the frequency response ( $\pm 3$  dB) shall range from 105 Hz to 20 kHz. The sensitivity shall be 84 dB when measuring with an input signal of 1 Watt at a distance of 1 meter, while the maximum continuous sound pressure level at 100 V shall be 101 dB. The nominal dispersion shall be a 155° conical coverage pattern at -6dB (average 100 Hz - 10 kHz).

The loudspeaker shall be switchable between 8 Ohm and constant voltage operation, and shall be fitted with a 70/100V multi-tapping line transformer with tapings for 24 Watt, 12 Watt and 6 Watt including an 8 Ohm bypass. Selection of the power taps shall be done using a rotary switch located behind the front grill.

The speaker's frame shall be constructed in high quality ABS material which comes available in white (RAL9010) colour and is fitted with a removable steel grill allowing custom painting to make it blend-in with any environment. The rear side of the speaker shall be covered with a steel constructed back can including a terminal box with strain relief. A 4-pin terminal block connector allows connection and link-and parallel link through to other speakers. Mounting of the speaker into the ceiling shall be done using a 3-screw Quick-fix installation system.

The speaker shall have a diameter of 192 mm, a depth of 110 mm and the weight shall not exceed 2.26 kg. The speaker shall fit in a mount-ing hole with a cutout diameter of 170 mm and a build-in depth of 110 mm.



		<b>CALI424I</b>		<b>Product description</b> SAFELATCH™ 2-WAY 4" CEILING SPEAKER WITH TWIST-FIX™ GRILL 24W - 70/100V & 8 OHM	
		MM [INCH]	Scale		
	1 : 2	(w x h x d) $\varnothing 192 \times 125,9$ mm $\varnothing 7,559 \times 4,957$ "	N/A	2,31 kg 5,093 lbs	