



CALI660

Safelatch™ 2-way 6.5" ceiling speaker with Twist-Fix™ grill

Highlights:

- Secure Safelatch™ system
- Excellent off-axis performance (up to 145°)
- Unique TwistFix™ grill design
- Borderless grill design
- Rotary switch for 16W, 32W, 64W and an 8 Ohm tapings
- Terminal block connection
- Shallow built-in depth (132 mm)
- Multi-tapping 70V / 100V line transformer

Product information:

The CALI660 is a 2-way ceiling speaker with rear dome, constructed using a 6.5" cone driver, combined with an coaxially mounted 1" soft dome tweeter which is fitted with a phase plug for excellent off axis performance up to 145°.

The 2-way construction combination with metal rear-dome guarantees premium performance for demanding applications. A continuous power handling of 60 Watt (RMS) and maximum power handling of 120 watt is achieved, while fitted with a rotary switch for tapping of the 70/100V line transformer with tapings for 60W, 30W, 15W and an 8 Ohm bypass connection.

Applications:


- Corporate
- Retail
- Bars & Restaurants



Impedance:

Ω 8 Ohm

Voltage:

 70-100 Volt

System specifications:

Peak power handling		240 W
Program power handling		120 W
RMS/AES power handling		60 W
Sound Pressure (Max. W/1m)	@ 100 V	(CALI660) 106 dB
		(CALI660I) 108 dB
	@ 8 Ω	(CALI660I) 108 dB
Sensitivity (1W/1m)		(CALI660) 87 dB
		(CALI660I) 90 dB
Dispersion	Conical	145°
Frequency	Response (\pm 3 dB)	90 Hz - 20 kHz
	Range (-10 dB)	70 Hz - 20 kHz
Speaker type		2-way coaxial
Connection		Ceramic screw terminal with link through (CALI660)
		Pluggable terminal block connector with link-through (CALI660I)
Line Transformer Tappings	1	83 Ω - 100 V / Not used - 70 V / 60 W
	2	167 Ω - 100 V / 60 W - 70 V / 30 W
	3	333 Ω - 100 V / 30 W - 70 V / 15 W
	4	667 Ω - 100 V / 15 W - 70 V / 7.5 W

Product Features:

Cut-out measurement	220 mm (Ø)
Dimensions	(CALI660) 242 x 120 mm (Ø x D) (CALI660I) 242 x 138 mm (Ø x D)
Built-in depth	(CALI660) 120 mm (CALI660I) 132 mm
Operating temperature	-20 °C ~ 60 °C
Construction	ABS and powder coated steel
Mounting	SafeLatch™ mounting system
Weight	3.42 kg

Variants:

- CALI660I/W - White version (RAL9016)

Architects' and Engineers' Specifications:

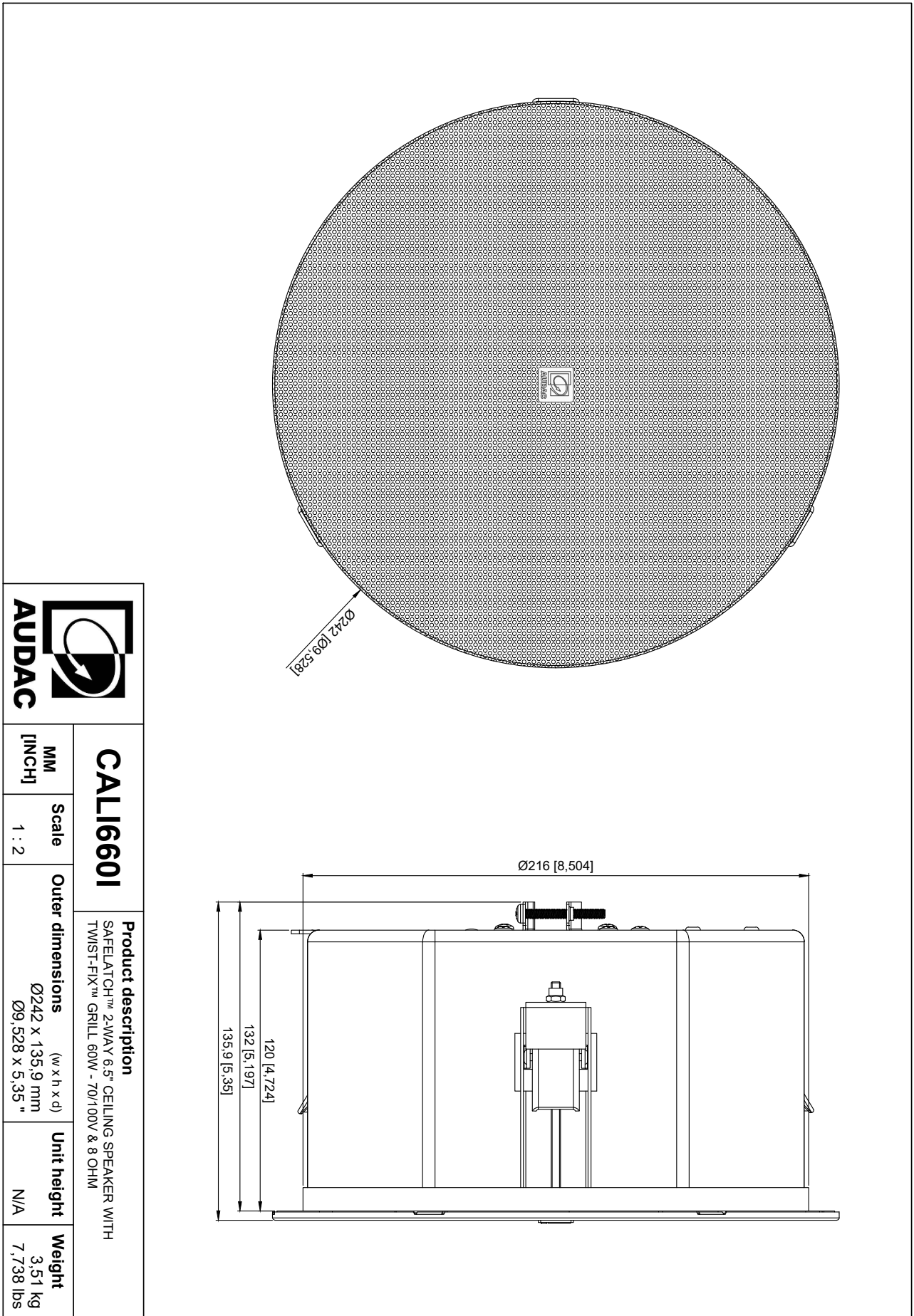
The ceiling mount loudspeaker shall be a 2-way coaxial type equipped with a 6.5" low frequency driver and a 1" tweeter installed in a sealed enclosure and fitted with a line transformer allowing it to be used on both low impedance (8 Ohm) and 100 Volt distributed lines.


It shall have an RMS power handling of 60 Watt with a maximum power handling of 120 Watt and the frequency response (± 3 dB) shall range from 90 Hz to 20 kHz. The sensitivity shall be 86 dB when measuring with an input signal of 1 Watt at a distance of 1 meter, while the maximum continuous sound pressure level at 100 V shall be 106 dB. The nominal dispersion shall be a 145° conical coverage pattern at -6dB (average 100 Hz - 10 kHz).

The loudspeaker shall be switchable between 8 Ohm and constant voltage operation, and shall be fitted with a 70/100V multi-tapping line transformer with tapings for 60 Watt, 30 Watt and 15 Watt including an 8 Ohm bypass. Selection of the power taps shall be done using a rotary switch located behind the front grill.

The speakers frame shall be constructed in high quality ABS material which comes available in white (RAL9010) colour and is fitted with a removable steel grill allowing custom painting to make it blend-in with any environment. The rear side of the speaker shall be covered with a steel constructed back can including a terminal box with strain relief. A 4-pin terminal block connector allows connection and link-and parallel link through to other speakers. Mounting of the speaker into the ceiling shall be done using a 3-screw Quick-fix installation system.

The speaker shall have a diameter of 242 mm, a depth of 120 mm and the weight shall not exceed 3.42 kg. The speaker shall fit in a mount-ing hole with a cutout diameter of 220 mm and a build-in depth of 120 mm.



		CALI6601		Product description SAFELATCH™ 2-WAY 6.5" CEILING SPEAKER WITH TWIST-FIX™ GRILL 60W - 70/100V & 8 OHM	
[INCH]	1 : 2	(w x h x d)	N/A	3,51 kg 7,738 lbs	
		$\varnothing 242$ x 135,9 mm $\varnothing 9,528$ x 5,35"			